



ಬೃಹತ್ ಬೆಂಗಳೂರು ಮಹಾನಗರ ಪಾಲಿಕೆ
Bruhat Bengaluru Mahanagara Palike









BBMP COVID-19 WAR ROOM 21.07.2023

BBMP / COVID-19 WAR ROOM / BULLETIN – 1215/ 21.07.2023 / #BBMPfightsCOVID19



OVERVIEW OF COVID-19 IN BENGALURU

 CASE TRENDS			ACTIVE CASES	<div style="border: 1px solid black; border-radius: 10px; padding: 5px; display: inline-block;">12</div>	 HOSPITALIZATION				<div style="border: 1px solid black; border-radius: 10px; padding: 5px; display: inline-block;">0</div>
<u>Confirmed Cases</u> <div style="font-size: 2em; font-weight: bold; text-align: center;">1</div> <div style="text-align: center; color: red;">18,86,909[#]</div>	<u>Recovered Cases</u> <div style="font-size: 2em; font-weight: bold; text-align: center;">2</div> <div style="text-align: center; color: red;">18,69,896[#]</div>	<u>Death Cases</u> <div style="font-size: 2em; font-weight: bold; text-align: center;">0</div> <div style="text-align: center; color: red;">17,001[#]</div>	<u>ICU – V</u> -	<u>ICU</u> -	<u>HDU</u> -	<u>General</u> -	<small>INCLUDES GOVT. QUOTA AND PRIVATE WALK-IN HOSPITALIZATION</small>		
 VACCINATION			3	<div style="text-align: right; color: red;">2,07,01,269[#]</div>	 TRIAGING				 ACTIVE CZs
<u>First Dose</u> <div style="font-size: 2em; font-weight: bold; text-align: center;">1</div> <div style="text-align: center; color: red;">96,90,000[#]</div>	<u>Second Dose</u> <div style="font-size: 2em; font-weight: bold; text-align: center;">2</div> <div style="text-align: center; color: red;">95,11,770[#]</div>	<u>Precaution Dose</u> <div style="font-size: 2em; font-weight: bold; text-align: center;">0</div> <div style="text-align: center; color: red;">14,99,499[#]</div>	<u>MTU</u> <div style="font-size: 2em; font-weight: bold; text-align: center;">0</div>	<u>Tele Triage</u> <div style="font-size: 2em; font-weight: bold; text-align: center;">0</div>	<div style="border: 1px solid black; border-radius: 10px; padding: 5px; display: inline-block; text-align: center; width: 60px;">0</div>				
 TESTING			315	<div style="text-align: right; color: red;">3,24,55,467[#]</div>	<div style="border: 1px solid black; border-radius: 10px; padding: 5px; display: inline-block; text-align: center; width: 60px;">0</div>				
<u>Positivity :0.65%</u> <small>*FOR LAST 7 DAYS</small>	<u>RAT</u> <div style="font-size: 1.5em; font-weight: bold; text-align: center;">103</div>	<u>RTPCR</u> <div style="font-size: 1.5em; font-weight: bold; text-align: center;">212</div>	<div style="border: 1px solid black; border-radius: 10px; padding: 5px; display: inline-block; text-align: center; width: 60px;">0</div>						

: indicates cumulative numbers till date



ABSTRACT OF COVID-19 SCENARIO IN BENGALURU



	MALE			FEMALE			TRANSGENDER			TOTAL		
	Last 24 Hours	Last 7 Days	Cumulative	Last 24 Hours	Last 7 Days	Cumulative	Last 24 Hours	Last 7 Days	Cumulative	Last 24 Hours	Last 7 Days	Cumulative
Positive Cases	1	11	11,12,022	0	5	7,74,691	0	0	196	1	16	18,86,909
Recovered Cases	1	6	10,99,675	1	6	7,69,091	0	0	187	2	12	18,69,896
Death Cases	0	0	10,770	0	0	6,227	0	0	4	0	0	17,001
Total Tests Done	In Last 24 hrs. : 315			In last 7 days : 2,444			Cumulative : 3,24,55,467					
Vaccine Doses Administered	In Last 24 hrs. : 3			In last 7 days : 47			Cumulative : 2,07,01,269					
ACTIVE CASES									12			

*Covid deaths occurred today : 00 | Covid deaths occurred beyond last 24hrs., reported today : 00

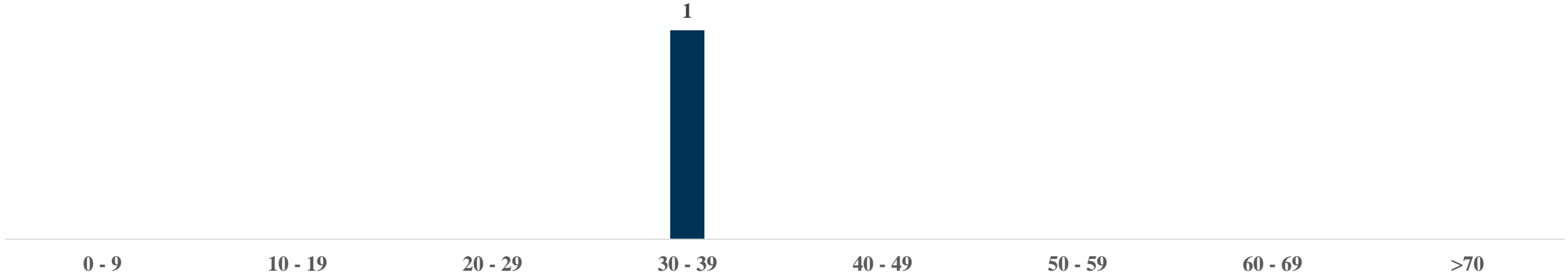


LAST 24 HOURS AGE GROUP AND GENDER WISE DISTRIBUTION




Positive Cases : 1

Female Male Transgender



Recovered Cases : 2



Death Cases : 0

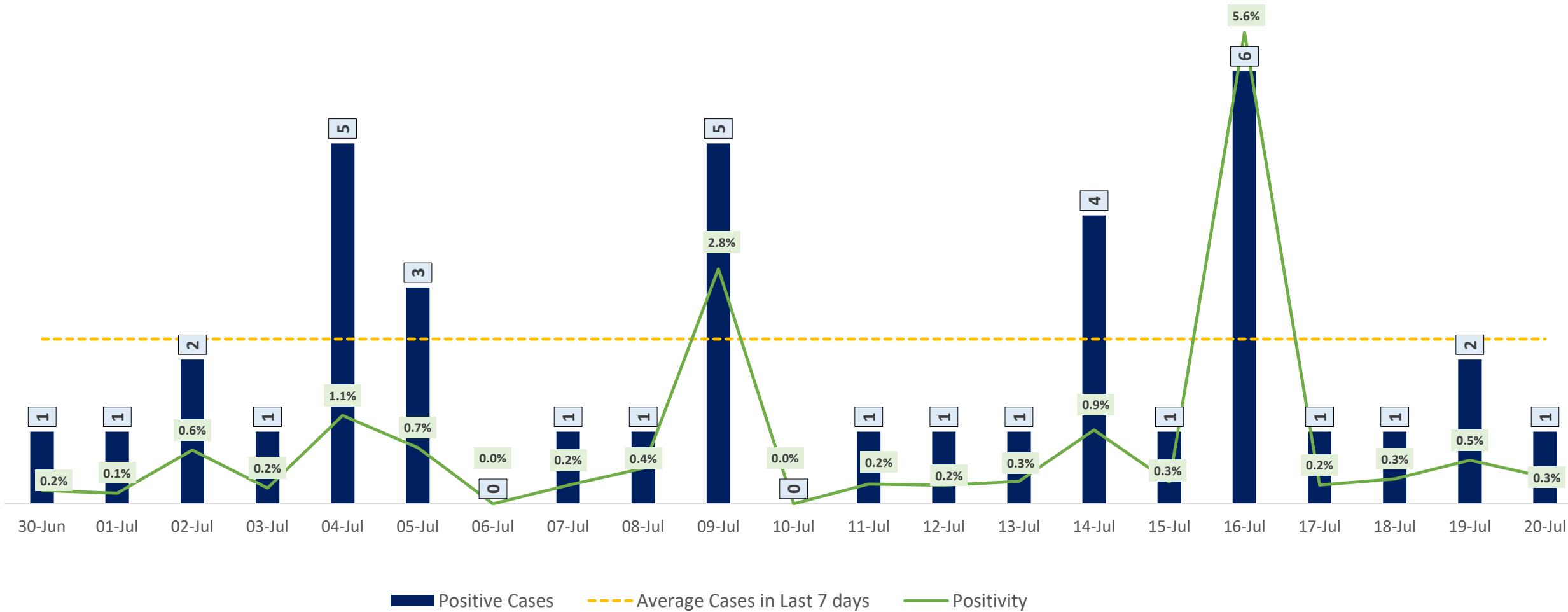




POSITIVITY RATE OF BENGALURU – LAST 21 DAYS



Average Cases in Last 7 days : 2

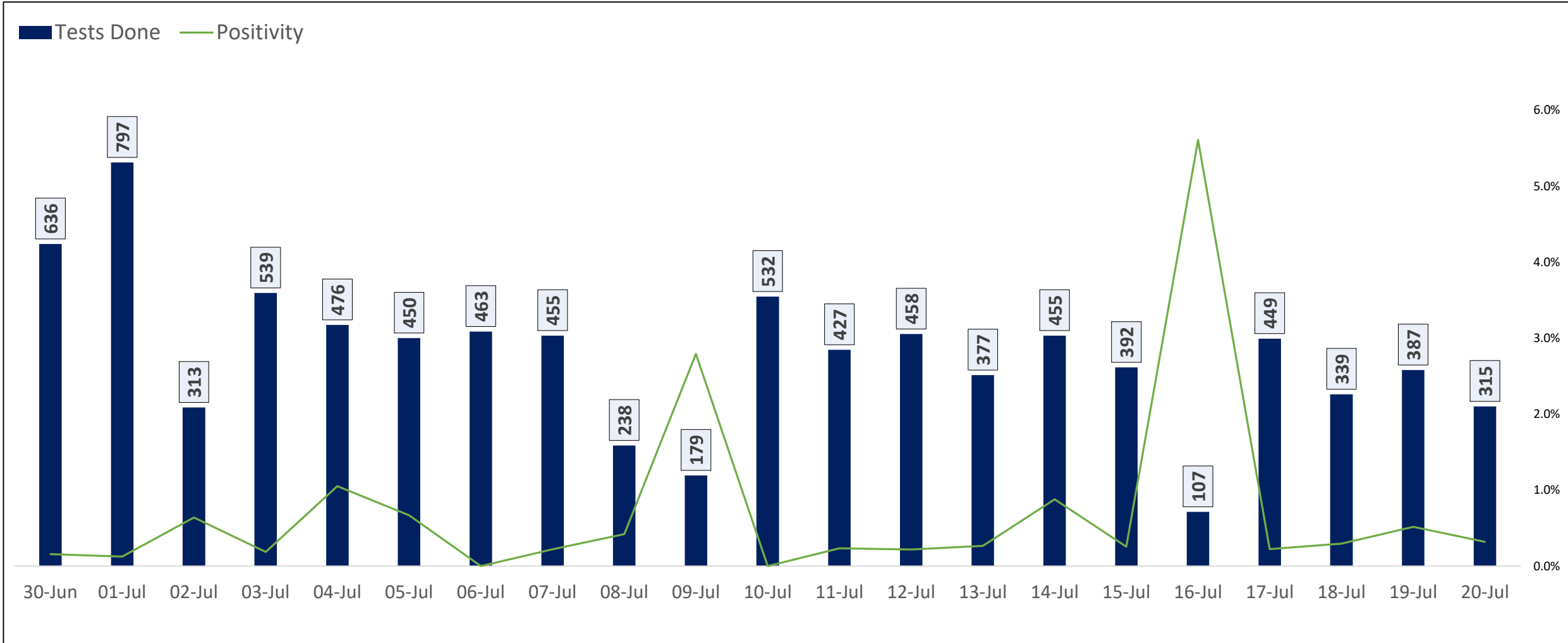




TESTING TRENDS IN BENGALURU



Total Test Conducted Till Date	Test Conducted Last 24 hours	Last 7 Days Average
3,24,55,467	315	349

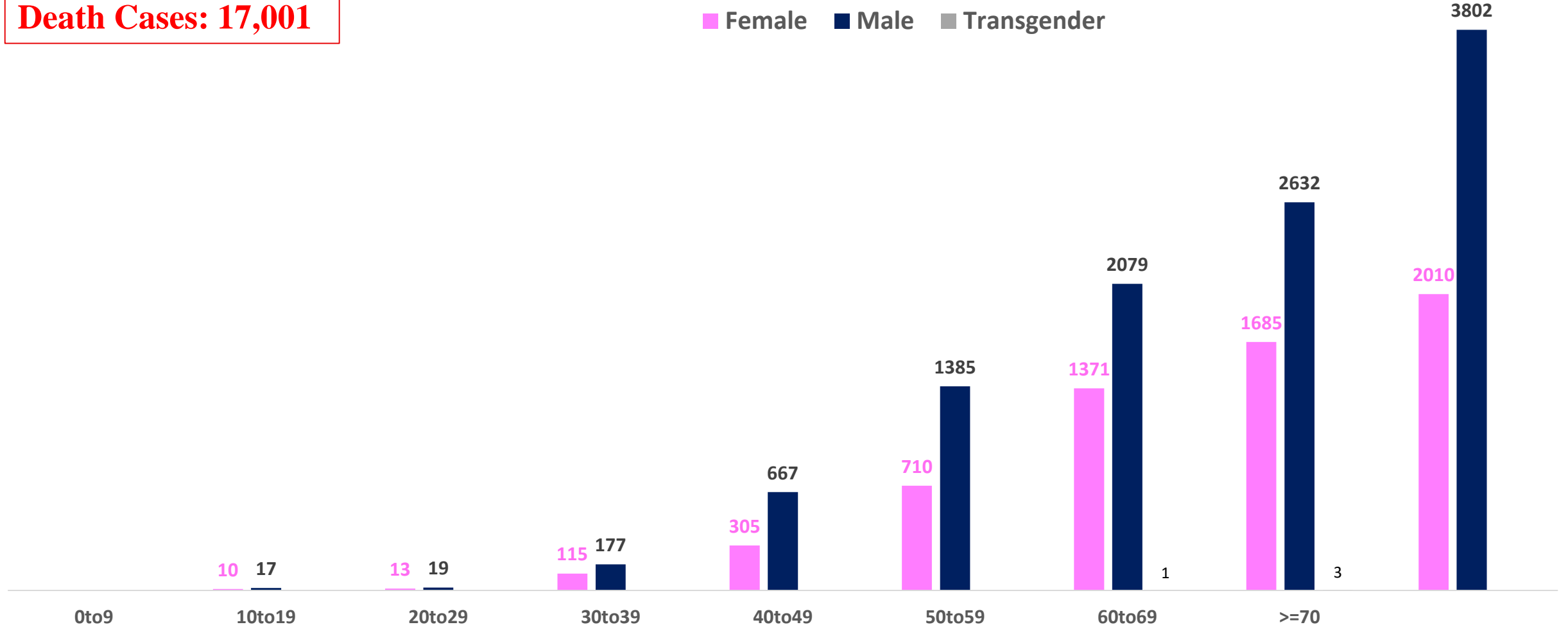




AGE AND GENDER WISE DISTRIBUTION OF DEATH CASES



Death Cases: 17,001





SNAPSHOT OF COVID-19 CASES IN BENGALURU URBAN



**Total Wards With
< = 1 Cases* :
190**

**Tests Conducted
on 20.07.2023:
315**

**Recovery
Rate*:
99.10%**

**Total
Active Cases :
12**

**Total Vaccinated
on 20.07.2023:
3**

**Positivity
Rate* :
0.65%**

**Active
Rate*:
0.00%**

**Case
Fatality Rate* :
0.00%**





*Total positive cases In the past 7 days

*CFR and positivity is for Past 7 days



ಬೃಹತ್ ಬೆಂಗಳೂರು ಮಹಾನಗರ ಪಾಲಿಕೆ
Bruhat Bengaluru Mahanagara Palike



Download BBMP Bulletin	https://apps.bbmpgov.in/covid19/mediabulletin.php
To register for vaccination :	https://selfregistration.cowin.gov.in/
BBMP COVID19 Dashboard:	https://apps.bbmpgov.in/covid19/
Follow us on:	 www.facebook.com/bbmp.comm1/
	 twitter.com/BBMPCOMM
	  BBMPSplHealth

Issued by:

Honorable Chief Commissioner, BBMP
Special Commissioner Health, BBMP
MD, Bengaluru Smart City Limited

THANK YOU !

ಬೃಹತ್ ಬೆಂಗಳೂರು ಮಹಾನಗರ ಪಾಲಿಕೆ
Bruhat Bengaluru Mahanagara Palike

**ನಾಯಿ ಕಚ್ಚಿದಾಗ ತಕ್ಷಣ ಅನುಸರಿಸಬೇಕಾದ
ಪ್ರಥಮ ಚಿಕಿತ್ಸೆ ವಿಧಾನಗಳು**

 ನಾಯಿ ಕಚ್ಚಿದ ಗಾಯವನ್ನು ಹರಿಯುವ ನೀರಿನಿಂದ ಸಾಬೂನನ್ನು ಉಪಯೋಗಿಸಿ 15 ನಿಮಿಷಗಳು ತೊಳೆಯಿರಿ

 ಕಚ್ಚಿದ ಗಾಯಕ್ಕೆ Dettol ಅಥವಾ ಇನ್ನಿತರೆ anti-septic ದ್ರವವನ್ನು ಹಚ್ಚಿ

 ಆಂಟಿ ರೇಬೀಸ್ ಲಸಿಕೆಗಾಗಿ ಹಾಗೂ ಸೂಕ್ತ ಚಿಕಿತ್ಸೆ ಗಾಗಿ ಹತ್ತಿರದ ವೈದ್ಯರನ್ನು ಅಥವಾ ಬಿಬಿಎಂಪಿ ಅಸ್ಪತ್ರೆಯನ್ನು ಸಂಪರ್ಕಿಸಿ

  @BBMPSplHealth BBMP RABIES HELPLINE: 6364893322

